

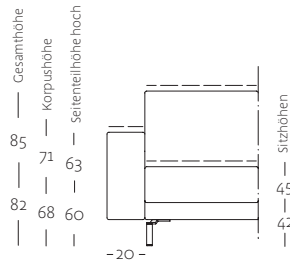


CR.450

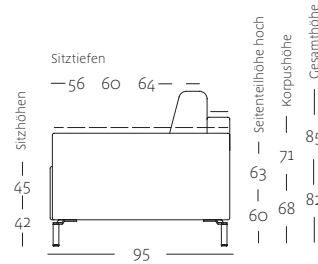
Seitenteile Technische Daten

Seitenteil B, breit
hohe Ausführung
(Mehrpreis)

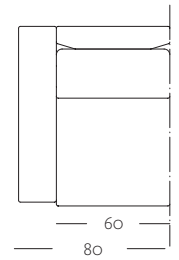
Frontansicht



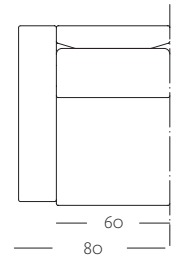
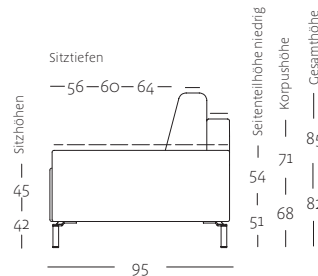
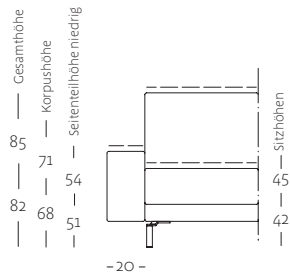
Seitenansicht



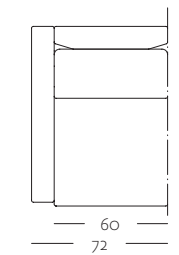
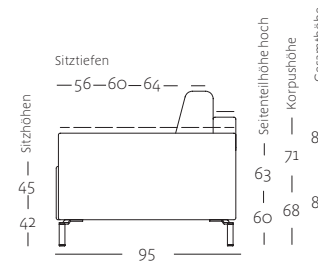
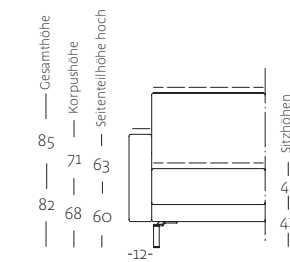
Draufsicht



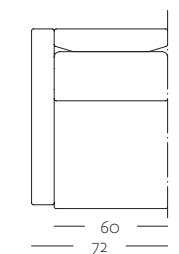
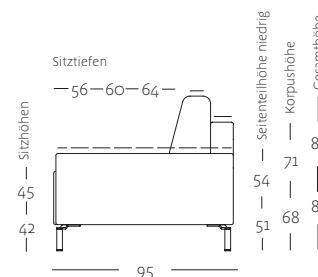
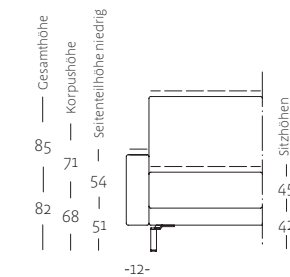
Seitenteil B, breit
niedrige Ausführung
(Standard)



Seitenteil S, schmal
hohe Ausführung
(Mehrpreis)



Seitenteil S, schmal
niedrige Ausführung
(Standard)



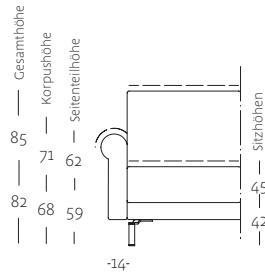


CR.450

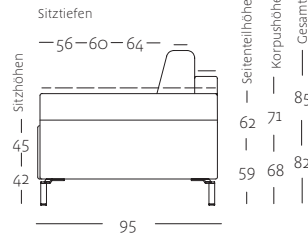
Seitenteile Technische Daten

Seitenteil F, Form
Schnecke
(Mehrpreis)

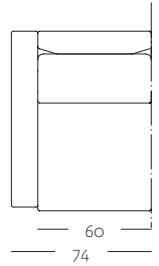
Frontansicht



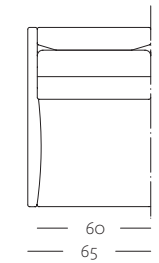
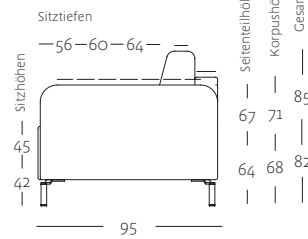
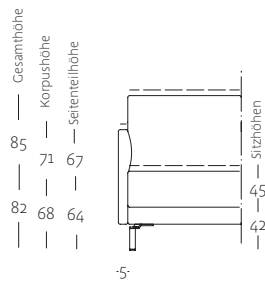
Seitenansicht



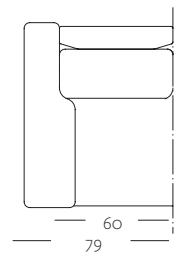
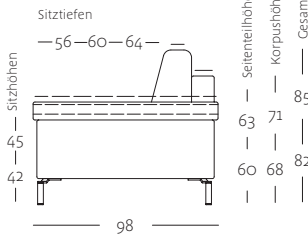
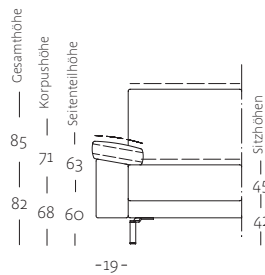
Draufsicht



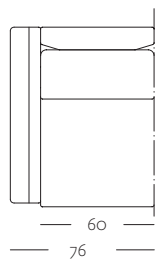
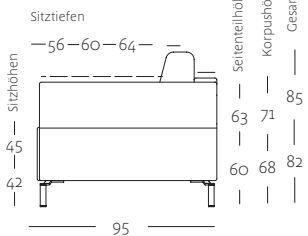
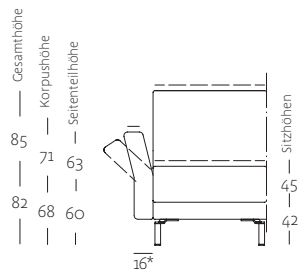
Seitenteil XS
sehr schmal
(Standard)



Seitenteil XL
sehr breit
(Mehrpreis)



Seitenteil V
verstellbar
(Mehrpreis)



*Bei Seitenteil V beträgt die Durchschnittsbreite 20 cm